



SW-41Plus

MKIII (2020)

4 x 1 HDMI 2.0 Switch

Quick Start Guide



Read this quick start guide carefully before using the product. Pictures shown in this document are for reference only. Different models and specifications are subject to actual product. Refer to SW-41 User Manual for more details on installing, configuring, and operating the SW-41Plus 4 x 1 HDMI 2.0 Switch.

Important Downloads

Download the latest documents from the product page of the zigencorp.com website. The product page contains the latest documents to ensure a successful deployment of SW-41Plus. Important documents include:

- SW-41 Quick Start Guide
- SW-41 User Manual

Packing List

1x SW-41Plus 4 x 1 HDMI 2.0 Switch
1x Universal 100-240 VAC, 12V/1A Power Supply
1x IR Remote Control with CR2025 battery
1x RS-232 Cable (male DB9 to female DB9)
2x Wall Mounting Ears including Hardware
2x Rack Mounting Ears (1/2 Rack Height)
4x Plastic Cushions
1x Quick Start Guide

Overview

The SW-41Plus is an HDMI 2.0 switch with four inputs and one output. The unit can be configured to connect any of the four inputs to the single output. The device supports video formats up to 4K UHD (up

to 2160p60 @ 4:4:4) with support for HDCP 2.2 or 1.4 content protection.

The SW-41Plus features SPDIF and Unbalanced RCA Left/Right audio outputs extracted from the selected HDMI input. The RCA Outputs support 2 channel Stereo while the SPDIF output supports 2 channel Stereo and surround sound including Dolby Digital, and DTS. Audio Return Channel (ARC) is supported on HDMI input #1 only.


The SW-41Plus can be configured with the included IR Remote Control to select any inputs to the output. The unit can also be controlled with a third-party Control System using bi-directional RS-232, IR, or Ethernet. With Ethernet, the ZigNet full web interface allows extensive device control including advanced EDID management and system diagnostics.

Refer to the SW-41Plus User Manual for more information.

Connections

The SW-41Plus video, audio, and control ports should be connected first before applying power to the unit. The use of professional grade cables is highly desired for successful deployment. When viewing UHD 60p 4:4:4 or UHD 60p HDR 4:2:2, Zigen highly recommends the use of 4K Premium certified HDMI cables. Zigen offers these premium certified cables in varying lengths from 3 meters to 9 meters.

Overview



1 IR Sensor

This sensor is used for the IR Remote Control (included). When pressing the Remote Control buttons, aim the Remote Control in this window.

2 HDMI Selection Buttons

These illuminated buttons are used to select which of the four HDMI Inputs are to be routed to the HDMI Output. Both video and embedded audio will be routed. The selected button will illuminate blue.

3 Power Button

Pressing this illuminated button will toggle between Active Mode (Blue) and Stand-By Mode (Red).

In low power Stand-By Mode, no video will be present at the output and the audio will be muted. However, administration through the Ethernet port will still be active to wake up the SW-41Plus.

4 HDMI Inputs

Connect the video sources to any of the four HDMI inputs, which corresponds to the HDMI Selection buttons 1-4 located in the front. Input #1 supports Audio Return Channel (ARC), and by default, should be connected to an Audio/Video Receiver (AVR).

5 HDMI Output

Connect a display to this HDMI Output. One of the selected inputs will route video and embedded audio to this output. ARC from the output will be passed through to HDMI input #1.

6 SPDIF (TOSLINK) Output

The SPDIF (TOSLINK) optical port will output audio from the selected HDMI In or ARC from HDMI Out depending on the ZigNet audio source selection.

7 Unbalanced Analog Audio RCA Outputs

The RCA Left/Right connectors will output analog audio from the selected HDMI In or ARC from HDMI Out depending on the ZigNet audio source selection. Only 2-Channel Stereo format is supported.

8 RS-232 Port

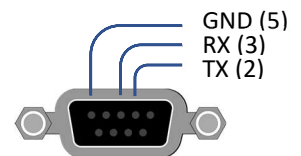
The RS-232 port is typically connected to a 3rd party Control System to configure the SW-41Plus. The default settings are:

Baud Rate: 115,200

Data Bits: 8 | Stop Bits: 1

Parity: None | Flow Control: None

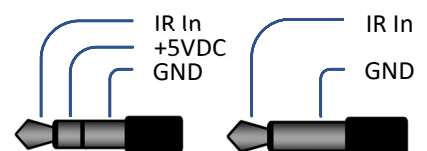
Note: Refer to the SW-41Plus User Manual for a complete description of the RS-232 control protocol.



9 IR Input Connection

The IR Input port can be connected to an IR Receiver (3-pin Plug, 5V) or any 3rd party Control System (2-pin Plug). The pin out for the IR connectors are as follows:

IR INPUT (2 or 3 pin support)



Overview

10 Ethernet LAN Port

The Ethernet LAN port is a 100 Base-T connection to any router, network switch, computer, or 3rd party Control System (driver required). The SW-41Plus features a web interface, called ZigNet. Hardware configuration, EDID management, and advanced diagnostics can all be accessed through ZigNet.

11 Power

The SW-41Plus requires 12VDC @ 1Amp to power the unit. Use the included power adaptor and ensure the locking ring is threaded snugly to prevent inadvertent disconnection of the power jack. Make sure all video, audio, and control ports are properly connected before applying power to the SW-41Plus.

Note: Refer to the SW-41Plus User Manual for a complete explanation of ZigNet.

Specifications

Video Connection	HDMI 2.0b
Content Protection	HDCP 1.4 2.2
Maximum Video Resolution	4K60P UHD 4:4:4, 4K60P UHD 4:2:2 HDR
Maximum HDMI Bandwidth	17.82 Gbps
Color Space Support	RGB, YUV
YUV Subsampling	4:4:4, 4:2:2, 4:2:0
Full Color Depth	8 bits, 10 bits, 12 bits
High Dynamic Range (HDR)	Dolby Vision HDR10+ HDR10 HLG
Audio Format (HDMI Output)	7.1 Channel PCM, DTS, DTS-HD, Dolby Digital, Dolby TrueHD, Dolby Atmos
Audio Format (SPDIF Output)	PCM, Dolby Digital, DTS 5.1
Audio Format (RCA Output)	2-Channel Stereo Only <i>Note, noise will be heard on the RCA outputs if audio EDID is configured for multichannel surround sound format (5.1, 7.1, Dolby Digital, DTS, etc.)</i>
Audio DSP (RCA Output)	Volume Attenuation, Tone Control Bass/Treble, 5-Band Equalizer, Equalizer Presets, Bass Enhancement, and Surround Sound Effects
IR Remote Control	✓
RS-232 Port	✓
IR Input Port (2 or 3 Pins)	✓
Ethernet Port	✓
ZigNet Administration	✓
EDID Management	✓
Advanced Diagnostics	✓
CEC	✓
ARC (HDMI Input #1)	✓
Low Power Standby Mode	✓
Power	12VDC @ 1A, Center pin hot
Dimensions	273.08mm x 21.84mm x 93.98mm 10.75 inches x 0.86 inches x 3.7 inches
Weight	635 grams 1.4 pounds
Temperature	0° to 40° C (10% - 90% Non-Condensing Humidity) 32° to 104° F
Regulatory Safety and Emissions	CE FCC RoHS

Warranty Information

Powered Product Warranty

Zigen warrants its powered products against any defects in materials and workmanship for a period of three years from the date of invoice. Touchscreen displays carry a one-year parts and labor warranty. If a malfunction occurs during the warranty period, Zigen will repair or replace a product to its original operating condition. A return authorization number must be obtained from Zigen before products are returned for service.

Non-Powered and Cable Products - Lifetime Limited Performance Warranty

Zigen warrants that its non-powered products and cable products will be free from defects in material and workmanship for as long as you or your customer owns the product. All Zigen non-powered products and cables are designed and engineered to meet and exceed performance specifications. If, at any time, the product fails due to manufacturer defect, Zigen will repair or replace the product to ensure that it meets original performance specifications. Reduced performance due to normal wear and tear, or damages caused by misuse or negligence will not be covered. Zigen will test and evaluate all non-powered and cable products claimed defective. Products must be shipped to Zigen, prepaid along with proof of purchase only after obtaining a Return Merchandise Authorization (RMA) number from Zigen. This statement of policy is in lieu of any other policy expressed or implied and no representative or person is authorized to assume any other liability or adopt any other policy for Zigen without our written consent.

Return Policy

If you would like to return a Zigen product, it can be done within 30 days of purchase for a full refund, less shipping and handling. Zigen will not be responsible for shipping and handling of product returns. Returns will only be accepted of products with proof of purchase, products in the original packaging with zero to minimal use and a Return Merchandise Authorization RMA number provided by Zigen.